




ISA-PLAN® // PRECISION RESISTORS



VMP-NA // Au-plated Size 2010



Features

- Au-plated terminals
- 2 W permanent power at 90 °C
- Constant current up to 9 A (25 mOhm)
- Small size (2010)
- High pulse power rating
- Excellent long-term stability
- Mounting: conductive adhesive / soldering
- RoHS 2011/65/EU compliant



Applications

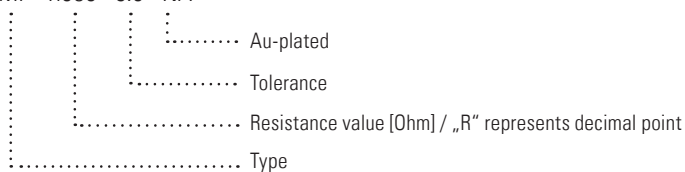
- Current sensor for power hybrid applications
- Control systems for the automotive market
- Power modules
- Frequency converters
- Switch mode power supplies

Technical data

Resistance values	mOhm	25 / 80
Tolerance	%	1 / 5
Temperature coefficient (20-60 °C)	ppm/K	<20
Applicable temperature range	°C	-55 to +170
Power rating	W	2
Internal heat resistance (R_{thi})	K/W	<40
Dielectric withstanding voltage	V AC/DC	200
Inductance	nH	<2
Stability (Nominal load) deviation after 2000h, T_k = Terminal temperature		<0.5 % ($T_k=60^\circ\text{C}$) <1.0 % ($T_k=90^\circ\text{C}$)

Ordering code

VMP - R080 - 5.0 - NA

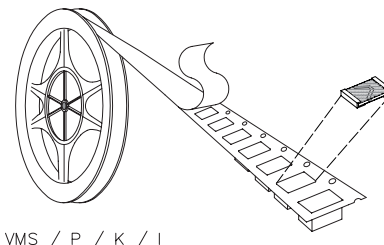




VMP-NA // Size 2010

Tape and reel information

Specification		DIN EN 60286-3
Tape width	mm	12
Reel size	inch	13
Parts per reel	pcs	12500
Packaging weight	g	481



VMS / P / K / I

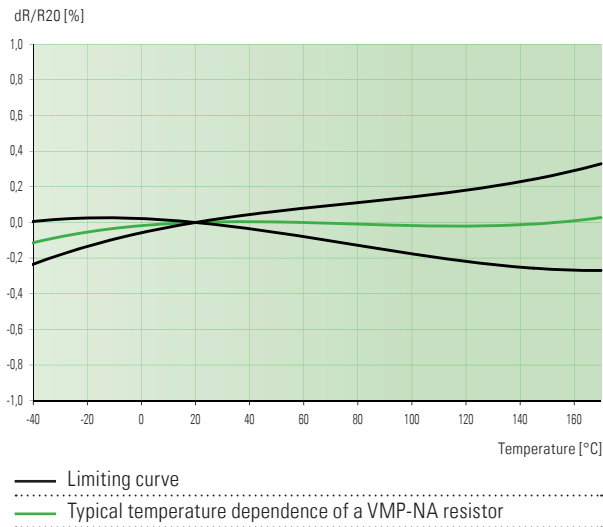
Specification (*parts tested at soldered condition)

Parameters	Test conditions	Specified values*
Temperature Cycling	1000 cycles (-55 °C to +150 °C)	±0.5 %
Low Temperature Storage and Operation	-65 °C for 24 h	±0.2 %
Resistance to Soldering Heat	MIL-STD-202 method 210	±0.1 %
Moisture Resistance	MIL-STD-202 method 106	±0.5 %
Mechanical Shock	100 g, 6 ms, 5 pulse	±0.1 %
Vibration, High Frequency	10 Hz - 2000 Hz	±0.2 %
Operational Life	2000 h, TK max at nominal load	±1.0 %
High Temperature Exposure	2000 h / 170 °C	±1.0 %
Bias Humidity	+85 °C, 85 r.F., 10 % Bias	±0.7 %

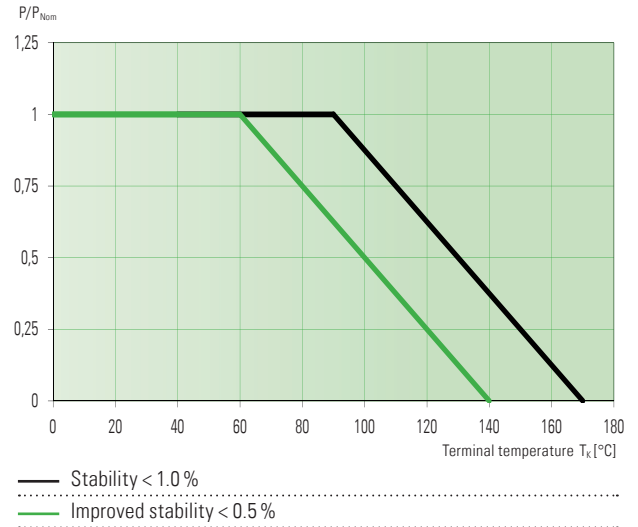


VMP-NA // Size 2010

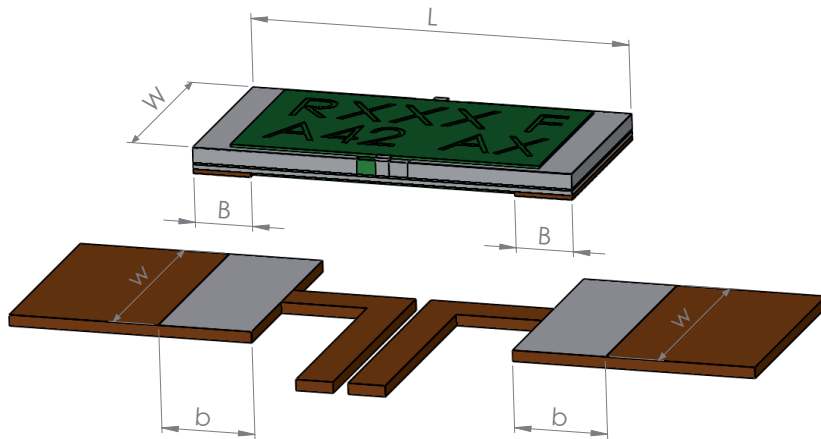
Temperature dependence of the electrical resistance



Power derating curve



Mechanical dimensions and pcb-layout proposal (Reflow-soldering) [mm]



type:	L	W	B
VMP-NA*	5.08	2.54	0,7

solder pad:	b	w
VMP-NA	1.25	3

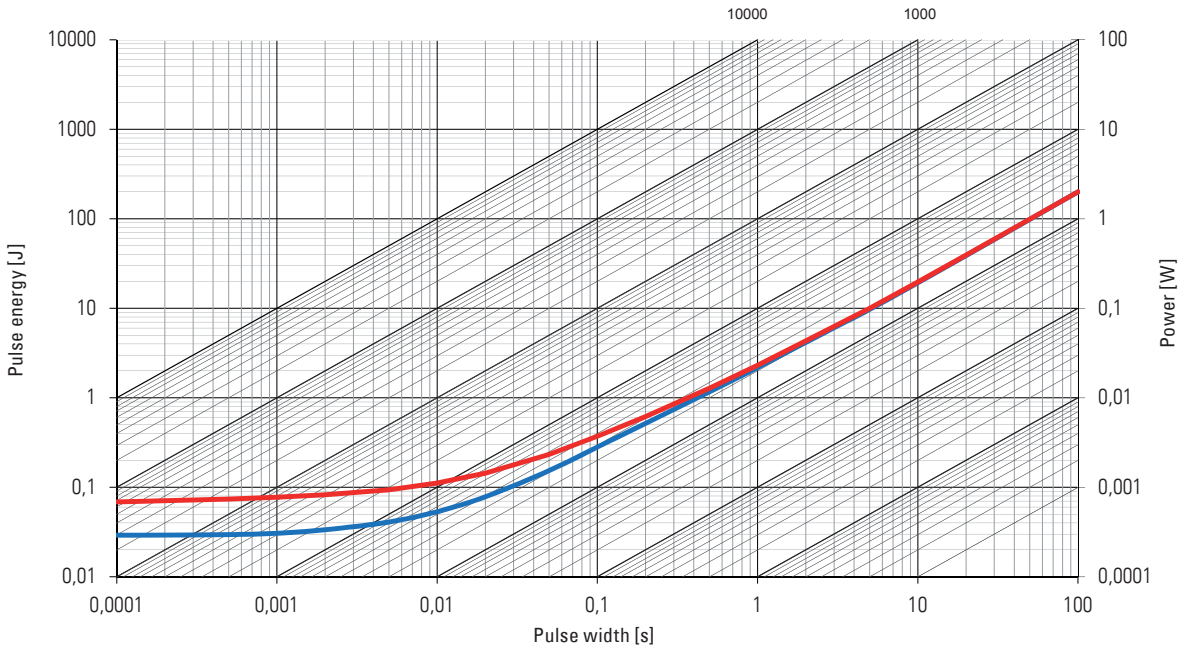
* Detail drawing on request

Zeichnungsnummer: Z-YJ-713



VMP-NA // Size 2010

Maximum pulse energy respectively pulse power for permanent operation



- This curve is valid for the resistance value R025 only
- This curve is valid for the resistance value R080 only

Disclaimer // All products, product specifications and data are subject to change without notice.

The product specifications do not expand or otherwise modify Isabellenhütte's terms and conditions of sale, including but not limited to, the warranty expressed therein. Isabellenhütte makes no warranty, representation or guarantee other than as set forth in its terms and conditions of sale.

Information provided in datasheets and/or specifications may vary from actual results in different applications. Any statements made by Isabellenhütte regarding the suitability of products for certain types of applications are based on its knowledge of typical requirements that are often placed on its products. It is the customer's responsibility to validate that a particular product with the properties described in the product specification is suitable for use in the application intended.

No license, express or implied, or otherwise, to any intellectual property rights is granted by this document.

Any and all liability arising out of the application or use of any product shall be as set forth in Isabellenhütte's terms and conditions of sale.

