

Package, Tape-and-Reel and Pad Layout Specifications

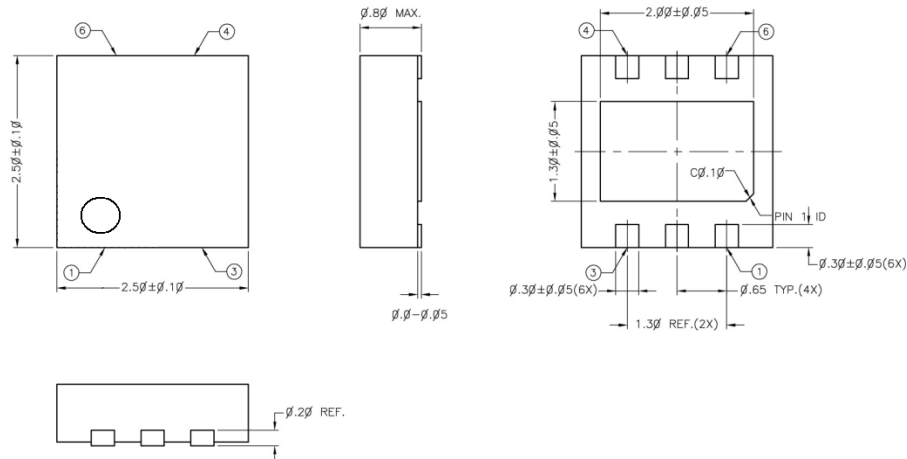
Best-in-Class Miniaturization

Package Drawings

All NVE packages are compliant with JEDEC standards, but some also meet creepage requirements unique to isolators.

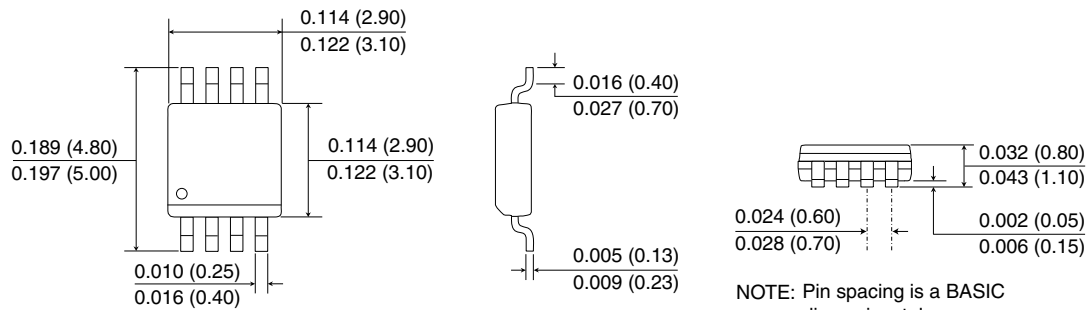
6-pin TDFN

Dimensions in mm; scale = approx. 10X



8-pin MSOP

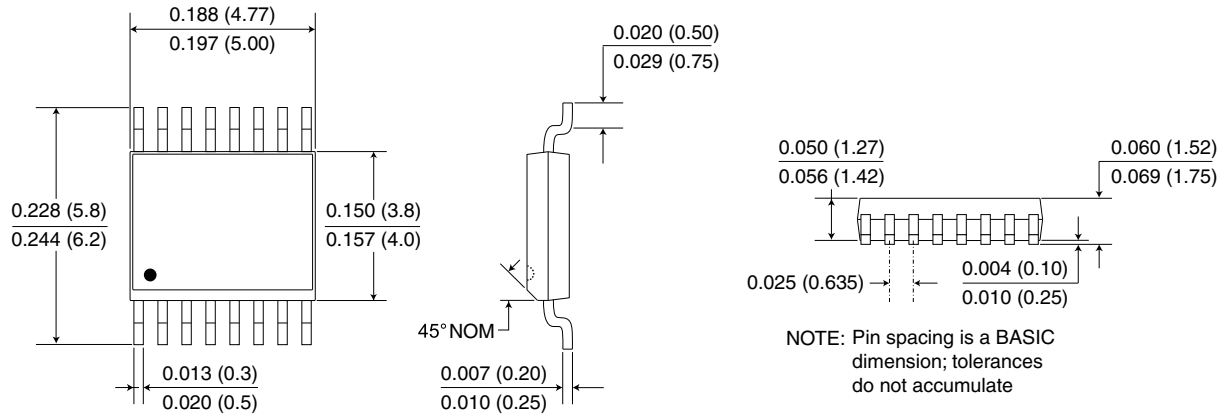
Dimensions in inches (mm); scale = approx. 5X



NOTE: Pin spacing is a BASIC dimension; tolerances do not accumulate

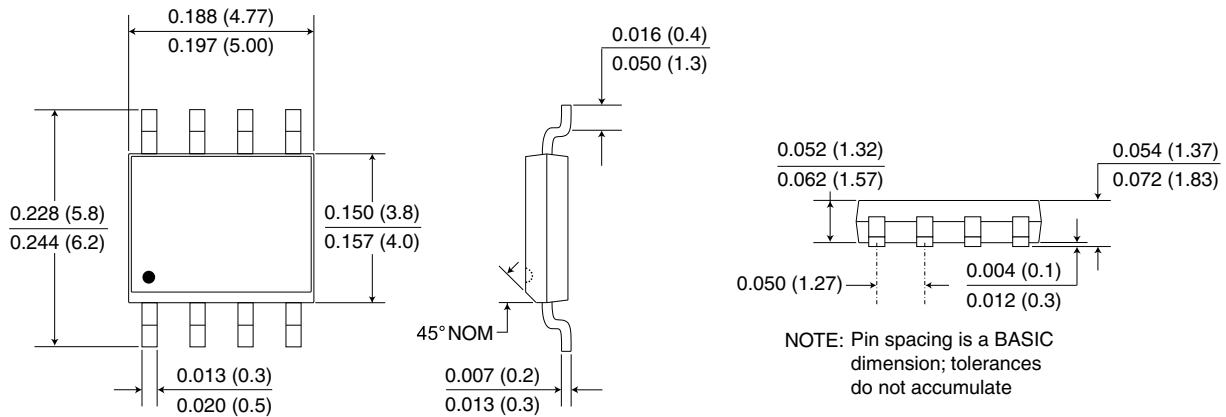
16-pin QSOP Package

Dimensions in inches (mm); scale = approx. 5X



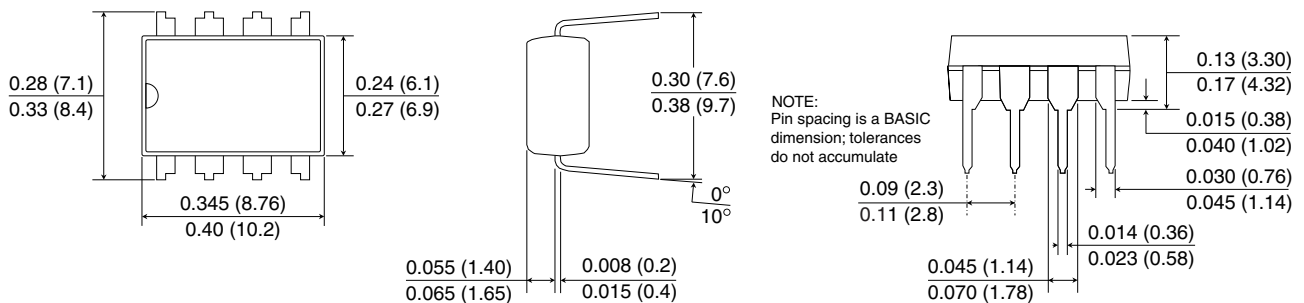
8-pin SOIC Package

Dimensions in inches (mm); scale = approx. 5X



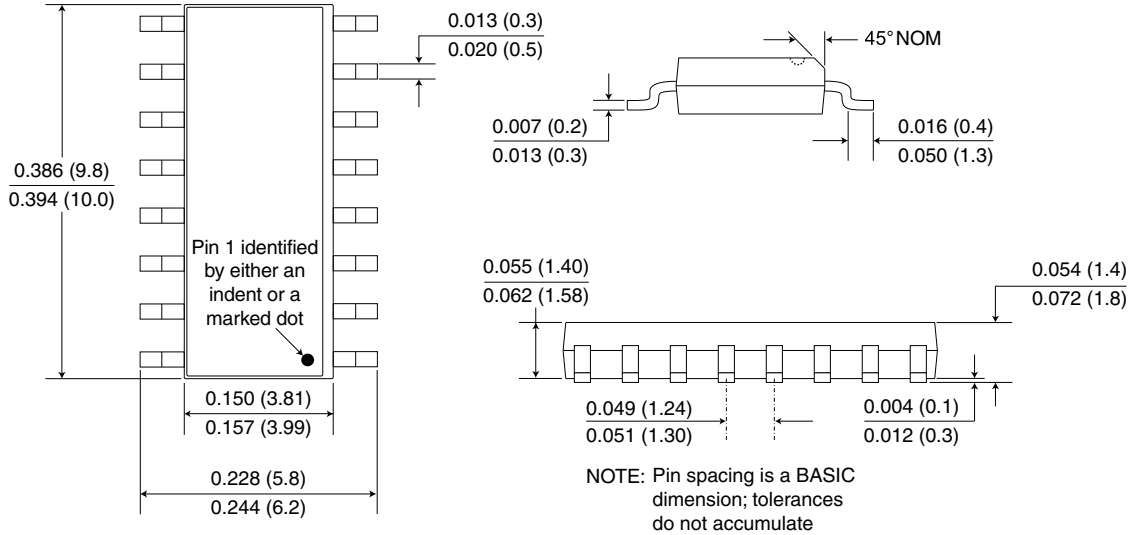
8-pin PDIP

Dimensions in inches (mm); scale = approx. 2.5X



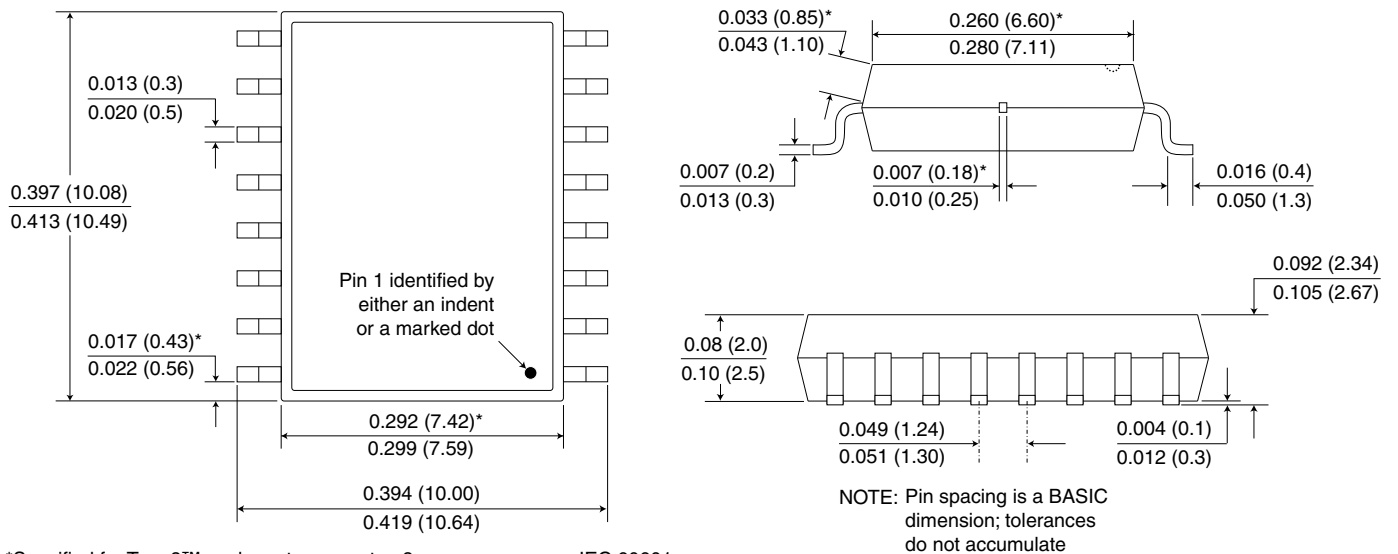
0.15" 16-pin SOIC Package (-3 suffix)

Dimensions in inches (mm); scale = approx. 5X



0.3" 16-pin SOIC Package (no suffix)

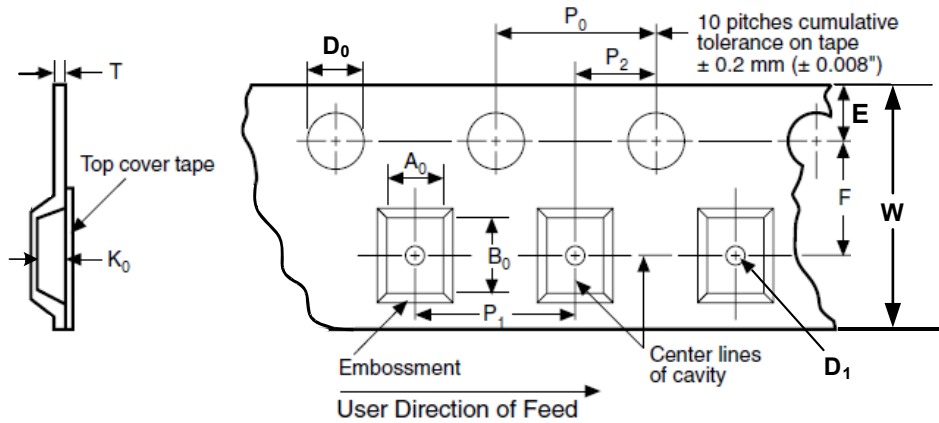
Dimensions in inches (mm); scale = approx. 5X



*Specified for True 8™ package to guarantee 8 mm creepage per IEC 60601.

Tape-and-Reel Specifications

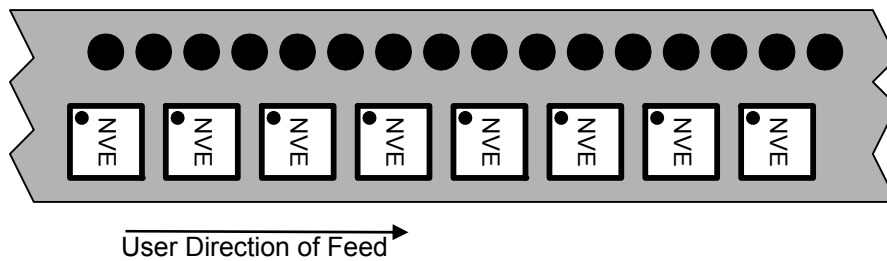
Tape-and-Reel Dimensions



Dimensions in millimeters

Tape Width	D ₀	E ₁	F	P ₀	P ₁	P ₂	W	T
8 mm	1.5±0.10	1.75±0.10	3.5±0.05	4.0±0.10	4.0±0.10	2.0±0.05	8.0±0.30	0.40 Max
12 mm			5.5±0.05		8.0±0.10		12.0±0.30	
16 mm (narrow SOIC)			7.5±0.10		8.0±0.10	2.0±0.10	16.0±0.30	
16 mm (wide SOIC)					12.0±0.10			

Tape-and-Reel Part Orientation



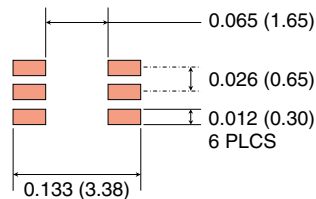
Package	Carrier Tape Width	Standard Quantities		Width x Pitch
		Qty on 7" Reel	Qty on 13" Reel	
2.5 x 2.5 mm TDFN	8 mm	2500	5000	8 x 4 mm
3 x 3 mm TDFN	12 mm	--	2500	12 x 8 mm
MSOP	12 mm	1000	3000	12 x 8 mm
SOIC 8	12 mm	1000	3000	12 x 8 mm
SOIC 16 Narrow	16 mm	800	3000	16 x 8 mm
SOIC 16 Wide	16 mm	--	1500	16 x 12 mm
1.1 x 1.1 mm ULLGA	8 mm	2500	5000	8 x 4 mm
4.9 x 6.0 mm TDFN	12 mm	--	2500	12 x 8 mm

Recommended Pad Layouts

NVE recommends pad layouts with wider pad spacing than most libraries to avoid compromising isolator creepage and clearance:

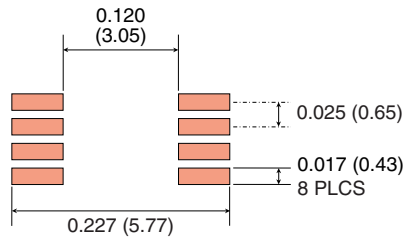
6-pad TDFN Pad Layout

Dimensions in inches (mm); scale = approx. 5X



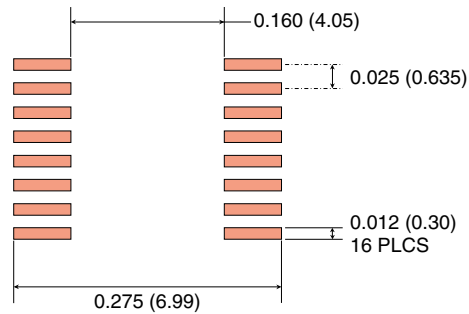
8-pin MSOP Pad Layout

Dimensions in inches (mm); scale = approx. 5X



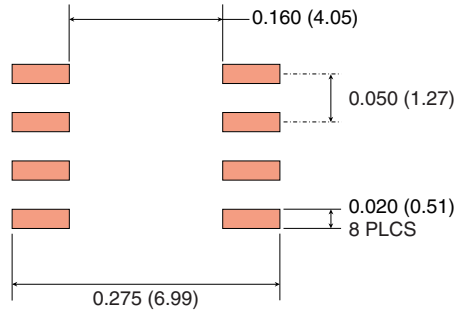
8-pin QSOP Pad Layout

Dimensions in inches (mm); scale = approx. 5X



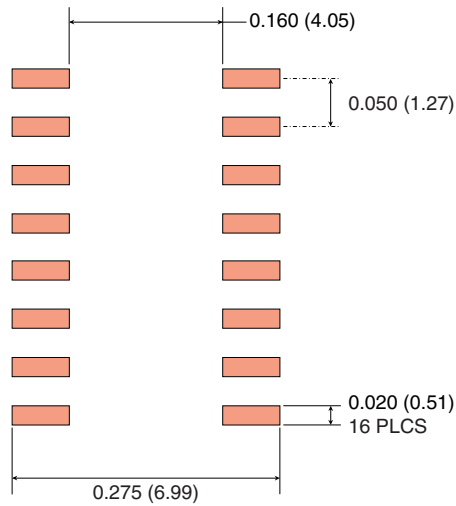
8-pin SOIC Pad Layout

Dimensions in inches (mm); scale = approx. 5X



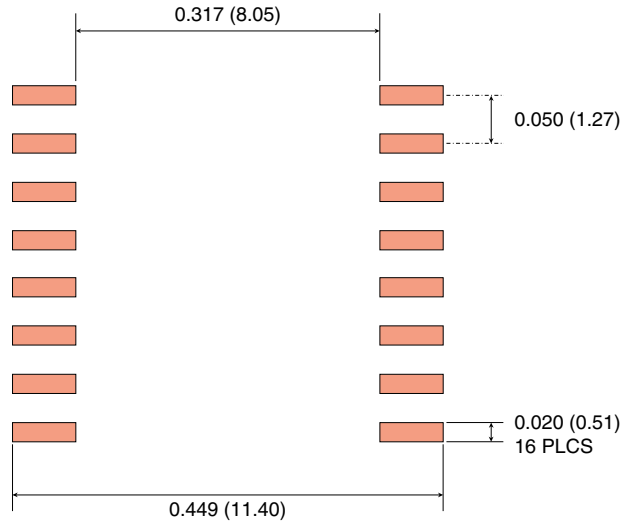
0.15" 16-pin SOIC Pad Layout

Dimensions in inches (mm); scale = approx. 5X



0.3" 16-pin SOIC Pad Layout

Dimensions in inches (mm); scale = approx. 5X



Limited Warranty and Liability

Information in this document is believed to be accurate and reliable. However, NVE does not give any representations or warranties, expressed or implied, as to the accuracy or completeness of such information and shall have no liability for the consequences of use of such information.

In no event shall NVE be liable for any indirect, incidental, punitive, special or consequential damages (including, without limitation, lost profits, lost savings, business interruption, costs related to the removal or replacement of any products or rework charges) whether or not such damages are based on tort (including negligence), warranty, breach of contract or any other legal theory.

Right to Make Changes

NVE reserves the right to make changes to information published in this document including, without limitation, specifications and product descriptions at any time and without notice. This document supersedes and replaces all information supplied prior to its publication.

Use in Life-Critical or Safety-Critical Applications

Unless NVE and a customer explicitly agree otherwise in writing, NVE products are not designed, authorized or warranted to be suitable for use in life support, life-critical or safety-critical devices or equipment. NVE accepts no liability for inclusion or use of NVE products in such applications and such inclusion or use is at the customer's own risk. Should the customer use NVE products for such application whether authorized by NVE or not, the customer shall indemnify and hold NVE harmless against all claims and damages.

Applications

Applications described in this datasheet are illustrative only. NVE makes no representation or warranty that such applications will be suitable for the specified use without further testing or modification.

Customers are responsible for the design and operation of their applications and products using NVE products, and NVE accepts no liability for any assistance with applications or customer product design. It is customer's sole responsibility to determine whether the NVE product is suitable and fit for the customer's applications and products planned, as well as for the planned application and use of customer's third party customers. Customers should provide appropriate design and operating safeguards to minimize the risks associated with their applications and products.

NVE does not accept any liability related to any default, damage, costs or problem which is based on any weakness or default in the customer's applications or products, or the application or use by customer's third party customers. The customer is responsible for all necessary testing for the customer's applications and products using NVE products in order to avoid a default of the applications and the products or of the application or use by customer's third party customers. NVE accepts no liability in this respect.

Limiting Values

Stress above one or more limiting values (as defined in the Absolute Maximum Ratings System of IEC 60134) will cause permanent damage to the device. Limiting values are stress ratings only and operation of the device at these or any other conditions above those given in the recommended operating conditions of the datasheet is not warranted. Constant or repeated exposure to limiting values will permanently and irreversibly affect the quality and reliability of the device.

Terms and Conditions of Sale

In case an individual agreement is concluded only the terms and conditions of the respective agreement shall apply. NVE hereby expressly objects to applying the customer's general terms and conditions with regard to the purchase of NVE products by customer.

No Offer to Sell or License

Nothing in this document may be interpreted or construed as an offer to sell products that is open for acceptance or the grant, conveyance or implication of any license under any copyrights, patents or other industrial or intellectual property rights.

Export Control

This document as well as the items described herein may be subject to export control regulations. Export might require a prior authorization from national authorities.

Automotive Qualified Products

Unless the datasheet expressly states that a specific NVE product is automotive qualified, the product is not suitable for automotive use. It is neither qualified nor tested in accordance with automotive testing or application requirements. NVE accepts no liability for inclusion or use of non-automotive qualified products in automotive equipment or applications.

In the event that customer uses the product for design-in and use in automotive applications to automotive specifications and standards, customer (a) shall use the product without NVE's warranty of the product for such automotive applications, use and specifications, and (b) whenever customer uses the product for automotive applications beyond NVE's specifications such use shall be solely at customer's own risk, and (c) customer fully indemnifies NVE for any liability, damages or failed product claims resulting from customer design and use of the product for automotive applications beyond NVE's standard warranty and NVE's product specifications.

An ISO 9001 Certified Company

NVE Corporation
11409 Valley View Road
Eden Prairie, MN 55344-3617 USA
Telephone: (952) 829-9217
Fax: (952) 829-9189
www.nve.com
e-mail: iso-info@nve.com

©NVE Corporation
All rights are reserved. Reproduction in whole or in part is prohibited without the prior written consent of the copyright owner.

ISB-AP-03

August 2015