

BL 3.50/12/180 SN OR BX

Weidmüller Interfaces GmbH & Co. KG

Postfach 3030

32760 Detmold



Tel. +49 5231 14-0

Fax. +49 5231 14-2083

info@weidmueller.com

www.weidmueller.com

Product image



Female connectors with clamping yoke screw system for connecting conductors at 3.50 mm pitch. They provide space for labelling and can be coded.

General ordering data

| | |
|--------------|---|
| Version | PCB plug-in connector, female plug, 3.50 mm, Number of poles: 12, 180°, Clamping yoke connection, Clamping range, max.: 1.5 mm ² , Box |
| Order No. | 1597460000 |
| Type | BL 3.50/12/180 SN OR BX |
| GTIN (EAN) | 4008190192037 |
| Qty. | 42 pc(s). |
| Product data | IEC: 320 V / 17 A / 0.2 - 1.5 mm ² UL: 300 V / 10 A / AWG 28 - AWG 14 |
| Packaging | Box |

Creation date November 23, 2020 8:07:26 AM CET

BL 3.50/12/180 SN OR BX
Weidmüller Interfaces GmbH & Co. KG

Postfach 3030

32760 Detmold

Tel. +49 5231 14-0

Fax. +49 5231 14-2083

info@weidmueller.com
www.weidmueller.com
Technical data
Dimensions and weights

| | | | |
|----------------|------------|-----------------|------------|
| Depth | 18.5 mm | Depth (inches) | 0.728 inch |
| Height | 13 mm | Height (inches) | 0.512 inch |
| Net weight | 10.65 g | Width | 42 mm |
| Width (inches) | 1.654 inch | | |

System Parameters

| | | | |
|--|-------------------------------------|-------------------|-----------------------------|
| Product family | OMNIMATE Signal - series BL/SL 3.50 | | |
| Type of connection | Field connection | | |
| Wire connection method | Clamping yoke connection | | |
| Pitch in mm (P) | 3.5 mm | | |
| Pitch in inches (P) | 0.138 inch | | |
| Conductor outlet direction | 180° | | |
| Number of poles | 12 | | |
| L1 in mm | 38.5 mm | | |
| L1 in inches | 1.516 inch | | |
| Number of rows | 1 | | |
| Pin series quantity | 1 | | |
| Rated cross-section | 1.5 mm ² | | |
| Touch-safe protection acc. to DIN VDE 57 106 | Safe from finger touch | | |
| Touch-safe protection acc. to DIN VDE 0470 | IP 20 | | |
| Volume resistance | ≤5 mΩ | | |
| Can be coded | Yes | | |
| Stripping length | 6 mm | | |
| Clamping screw | M 2 | | |
| Screwdriver blade | 0.4 x 2.5 | | |
| Screwdriver blade standard | DIN 5264 | | |
| Plugging cycles | 25 | | |
| Plugging force/pole, max. | 7 N | | |
| Pulling force/pole, max. | 5 N | | |
| Tightening torque | Torque type | Wire connection | |
| | Usage information | Tightening torque | min. 0.2 Nm max. 0.25 Nm |

Material data

| | | | |
|---------------------------------------|----------|---------------------------------------|----------------------------|
| Insulating material | PBT | Colour | orange |
| Colour chart (similar) | RAL 2000 | Insulating material group | IIIa |
| Comparative Tracking Index (CTI) | ≥ 200 | Insulation strength | ≥ 10 ⁸ Ω |
| UL 94 flammability rating | V-0 | Contact material | Copper alloy |
| Contact surface | tinned | Layer structure of plug contact | 4...8 μm Sn hot-dip tinned |
| Storage temperature, min. | -40 °C | Storage temperature, max. | 70 °C |
| Operating temperature, min. | -50 °C | Operating temperature, max. | 100 °C |
| Temperature range, installation, min. | -30 °C | Temperature range, installation, max. | 100 °C |

BL 3.50/12/180 SN OR BX
Weidmüller Interfaces GmbH & Co. KG

Postfach 3030

32760 Detmold

Tel. +49 5231 14-0

Fax. +49 5231 14-2083

Technical data
info@weidmueller.com
www.weidmueller.com

AWG 14

 1.5 mm²

 1.5 mm²

 1.5 mm²

 1.5 mm²

 1.5 mm²

 1.5 mm²

Reference text
The outside diameter of the plastic collar should not be larger than the pitch (P). Length of ferrules is to be chosen depending on the product and the rated voltage.


Conductors suitable for connection

| | | | |
|---|----------------------|---|---------------------|
| Clamping range, min. | 0.08 mm ² | Clamping range, max. | 1.5 mm ² |
| Wire connection cross section AWG, min. | AWG 28 | Wire connection cross section AWG, max. | AWG 14 |
| Solid, min. H05(07) V-U | 0.2 mm ² | Solid, max. H05(07) V-U | 1.5 mm ² |
| Flexible, min. H05(07) V-K | 0.2 mm ² | Flexible, max. H05(07) V-K | 1.5 mm ² |
| w. plastic collar ferrule, DIN 46228 pt 4, min. | 0.2 mm ² | w. plastic collar ferrule, DIN 46228 pt 4, max. | 1.5 mm ² |
| w. wire end ferrule, DIN 46228 pt 1, min. | 0.2 mm ² | w. wire end ferrule, DIN 46228 pt 1, max. | 1.5 mm ² |
| Plug gauge in accordance with EN 60999 a x b; ø | 2.4 mm x 1.5 mm | | |


Rated data acc. to IEC

| | | | |
|---|------------------------|---|-------------------|
| tested acc. to standard | IEC 60664-1, IEC 61984 | Rated current, min. number of poles (Tu=20°C) | 17 A |
| Rated current, max. number of poles (Tu=20°C) | 12 A | Rated current, min. number of poles (Tu=40°C) | 14.5 A |
| Rated current, max. number of poles (Tu=40°C) | 10 A | Rated voltage for surge voltage class / pollution degree II/2 | 320 V |
| Rated voltage for surge voltage class / pollution degree III/2 | 160 V | Rated voltage for surge voltage class / pollution degree III/3 | 160 V |
| Rated impulse voltage for surge voltage class/ pollution degree II/2 | 2.5 kV | Rated impulse voltage for surge voltage class/ pollution degree III/2 | 2.5 kV |
| Rated impulse voltage for surge voltage class/ contamination degree III/3 | 2.5 kV | Short-time withstand current resistance | 3 x 1s with 100 A |

Rated data acc. to CSA

| | | | |
|-----------------------------------|---|-----------------------------------|----------------|
| Institute (CSA) |  | Certificate No. (CSA) | 154685-1318353 |
| Rated voltage (Use group B / CSA) | 300 V | Rated voltage (Use group D / CSA) | 300 V |
| Rated current (Use group B / CSA) | 10 A | Rated current (Use group D / CSA) | 10 A |
| Wire cross-section, AWG, min. | AWG 28 | Wire cross-section, AWG, max. | AWG 14 |
| Reference to approval values | Specifications are maximum values, details - see approval certificate. | | |

Rated data acc. to UL 1059

| | | | |
|---------------------------------------|---|---------------------------------------|--------|
| Institute (UR) |  | Certificate No. (UR) | E60693 |
| Rated voltage (Use group B / UL 1059) | 300 V | Rated voltage (Use group D / UL 1059) | 300 V |
| Rated current (Use group B / UL 1059) | 10 A | Rated current (Use group D / UL 1059) | 10 A |
| Wire cross-section, AWG, min. | AWG 28 | Wire cross-section, AWG, max. | AWG 14 |
| Reference to approval values | Specifications are maximum values, details - see approval certificate. | | |

Creation date November 23, 2020 8:07:26 AM CET

BL 3.50/12/180 SN OR BX

Weidmüller Interfaces GmbH & Co. KG

Postfach 3030

32760 Detmold

Tel. +49 5231 14-0

Fax. +49 5231 14-2083

info@weidmueller.com

Technical data

Packing

| | | | |
|-----------|-------|------------|---------------------|
| Packaging | Box | VPE length | www.weidmueller.com |
| VPE width | 94 mm | VPE height | 134 mm |

Type tests

| | | | | |
|--|----------------|--|------------------------------|--|
| Test: Durability of markings | Standard | DIN EN 61984 section 7.3.2 / 09.02 taking pattern from DIN EN 60068-2-70 / 07.96 | | |
| | Test | mark of origin, type identification, approval marking SEV, approval marking CSA | | |
| | Evaluation | available | | |
| | Test | durability | | |
| | Evaluation | passed | | |
| Test: Misengagement (Non-interchangeability) | Standard | DIN EN 61984 section 6.3 and 6.9.1 / 09.02, DIN IEC 60512 part 7 section 5 / 05.94 | | |
| | Test | 180° turned with coding elements | | |
| | Evaluation | passed | | |
| Test: Clampable cross section | Standard | DIN EN 60999-1 section 7 and 9.1 / 12.00, DIN EN 60947-1 section 8.2.4.5.1 / 12.99 | | |
| | Conductor type | Type of conductor and conductor cross-section | solid 0.2 mm ² | |
| | | Type of conductor and conductor cross-section | stranded 0.2 mm ² | |
| | | Type of conductor and conductor cross-section | solid 1.5 mm ² | |
| | | Type of conductor and conductor cross-section | stranded 1.5 mm ² | |
| | | Type of conductor and conductor cross-section | AWG 28/1 | |
| | | Type of conductor and conductor cross-section | AWG 28/19 | |
| | | Type of conductor and conductor cross-section | AWG 16/1 | |
| | | Type of conductor and conductor cross-section | AWG 16/19 | |
| | Evaluation | passed | | |

BL 3.50/12/180 SN OR BX

Weidmüller Interfaces GmbH & Co. KG

Postfach 3030

32760 Detmold

Tel. +49 5231 14-0

Technical data

Fax. +49 5231 14-2083

| | | | | |
|---|---|---|-------------------------------------|-----------------------------|
| Test for damage to and accidental loosening of conductors | Standard | DIN EN 60999-1 section 9.4 / 12.00 | | |
| | Requirement | 0.2 kg | | |
| | Conductor type | Type of conductor and conductor cross-section | AWG 28/1 | and conductor cross-section |
| | | Type of conductor and conductor cross-section | AWG 28/19 | |
| | Evaluation | passed | | |
| | Requirement | 0.3 kg | | |
| | Conductor type | Type of conductor and conductor cross-section | 2 × AWG 24/1 | |
| | | Type of conductor and conductor cross-section | 2 × AWG 24/19 with wire end ferrule | |
| | Evaluation | passed | | |
| | Requirement | 0.4 kg | | |
| Conductor type | Type of conductor and conductor cross-section | solid 1.5 mm ² | | |
| | Type of conductor and conductor cross-section | stranded 1.5 mm ² | | |
| | Type of conductor and conductor cross-section | AWG 16/7 | | |
| Evaluation | passed | | | |
| Pull-out test | Standard | DIN EN 60999-1 section 9.5 / 12.00 | | |
| | Requirement | ≥5 N | | |
| | Conductor type | Type of conductor and conductor cross-section | AWG 28/1 | |
| | | Type of conductor and conductor cross-section | AWG 28/19 | |
| | Evaluation | passed | | |
| | Requirement | ≥10 N | | |
| | Conductor type | Type of conductor and conductor cross-section | 2 × AWG 24/1 | |
| | | Type of conductor and conductor cross-section | 2 × AWG 24/19 with wire end ferrule | |
| | Evaluation | passed | | |
| | Requirement | ≥40 N | | |
| | Conductor type | Type of conductor and conductor cross-section | H05V-U1.5 | |
| | | Type of conductor and conductor cross-section | H05V-K1.5 | |
| | | Type of conductor and conductor cross-section | AWG 16/7 | |
| Evaluation | passed | | | |

BL 3.50/12/180 SN OR BX

Weidmüller Interfaces GmbH & Co. KG

Postfach 3030

32760 Detmold

Tel. +49 5231 14-0

Fax. +49 5231 14-2083

info@weidmueller.com

www.weidmueller.com EC002638

eClass 9.1 27-44-03-09

eClass 11.0 27460202

Technical data

Classifications

| | | | |
|-------------|-------------|-------------|---------------------|
| ETIM 6.0 | EC002638 | ETIM 7.0 | www.weidmueller.com |
| eClass 9.0 | 27-44-03-09 | eClass 9.1 | 27-44-03-09 |
| eClass 10.0 | 27-44-03-09 | eClass 11.0 | 27460202 |

Important note

IPC conformity Conformity: The products are developed, manufactured and delivered according international recognized standards and norms and comply with the assured properties in the data sheet resp. fulfill decorative properties in accordance with IPC-A-610 "Class 2". Further claims on the products can be evaluated on request.

Approvals

Approvals



| | |
|-----------------------|---------|
| ROHS | Conform |
| UL File Number Search | E60693 |

Downloads

| | |
|---|--|
| Approval/Certificate/Document of Conformity | Declaration of the Manufacturer |
| Brochure/Catalogue | FL DRIVES EN MB DEVICE MANUF. EN FL DRIVES DE CAT 2 PORTFOLIOGUIDE EN FL BUILDING SAFETY EN FL APPL LED LIGHTING EN FLIndustr.CONTROLS EN FL MACHINE SAFETY EN FL HEATING ELECTR EN FL APPL INVERTER EN FL_BASE_STATION_EN FL ELEVATOR EN FL POWER SUPPLY EN FL 72H SAMPLE SER EN PO OMNIMATE EN |
| Engineering Data | STEP |
| Engineering Data | EPLAN, WSCAD, Zuken E3.S |

BL 3.50/12/180 SN OR BX

Weidmüller Interfaces GmbH & Co. KG

Postfach 3030


32760 Detmold

Tel. +49 5231 14-0

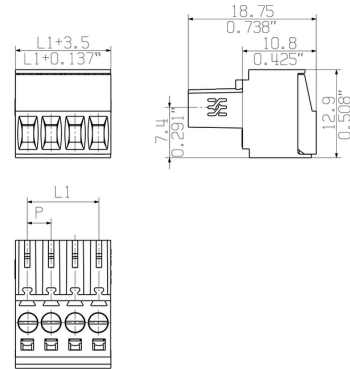
Fax. +49 5231 14-2083

Drawings

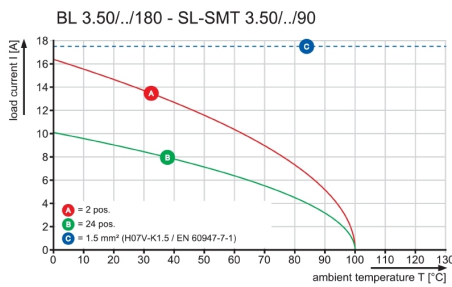
Product image



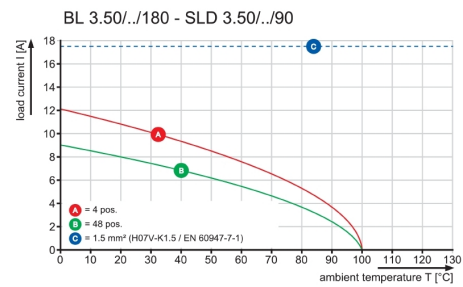
Dimensional drawing info@weidmueller.com



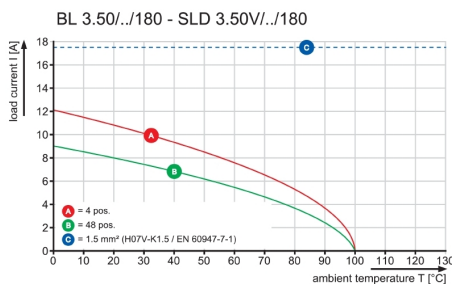
Graph



Graph



Graph



Graph

