

BUZ 10.16HP/02/180 AG BK BX

Weidmüller Interfaces GmbH & Co. KG

Postfach 3030

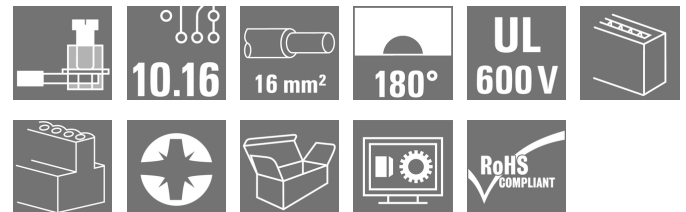
32760 Detmold

Tel. +49 5231 14-0

Fax. +49 5231 14-2083

info@weidmueller.com

www.weidmueller.com

Product image

Similar to illustration

High-performance female header with the proven, 100% maintenance-free Weidmüller steel clamping yoke. Side-by-side mounting without sacrificing any poles or with patented multifunction flange for secure, fast fixing without tools. Maximum connection and operating reliability thanks to a mating profile that prevents incorrect connection, unique coding diversity, protection against incorrect wiring and 4-point silver contact.

General ordering data

| | |
|--------------|---|
| Version | PCB plug-in connector, female plug, 10.16 mm, Number of poles: 2, 180°, Clamping yoke connection, Clamping range, max.: 16 mm², Box |
| Order No. | 1924540000 |
| Type | BUZ 10.16HP/02/180 AG BK BX |
| GTIN (EAN) | 4032248564057 |
| Qty. | 60 pc(s). |
| Product data | IEC: 1000 V / 78.3 A / 0.2 - 16 mm² UL: 600 V / 60 A / AWG 22 - AWG 4 |
| Packaging | Box |

Creation date November 23, 2020 8:37:01 AM CET

BUZ 10.16HP/02/180 AG BK BX

Weidmüller Interfaces GmbH & Co. KG

Postfach 3030

32760 Detmold

Tel. +49 5231 14-0

Fax. +49 5231 14-2083

info@weidmueller.com

www.weidmueller.com

Technical data**Dimensions and weights**

| | | |
|------------|----------|---------------------|
| Net weight | 22.378 g | www.weidmueller.com |
|------------|----------|---------------------|

System Parameters

| | | | |
|---|--|---|--------------------|
| Product family | OMNIMATE Power - series BU/SU 10.16HP | Type of connection | Field connection |
| Wire connection method | Clamping yoke connection | Pitch in mm (P) | 10.16 mm |
| Pitch in inches (P) | 0.4 inch | Conductor outlet direction | 180° |
| Number of poles | 2 | L1 in mm | 10.16 mm |
| L1 in inches | 0.4 inch | Number of rows | 1 |
| Pin series quantity | 1 | Rated cross-section | 16 mm ² |
| Touch-safe protection acc. to DIN VDE 57 106 | Safe from finger touch | Touch-safe protection acc. to DIN VDE 0470 | IP 20 |
| Volume resistance | 4.50 mΩ | Can be coded | Yes |
| Stripping length | 12 mm | Tightening torque, min. | 1.2 Nm |
| Tightening torque, max. | 1.5 Nm | Clamping screw | M 4 |
| Screwdriver blade | 1.0 x 5.5 | Screwdriver blade standard | DIN 5264 |
| Plugging cycles | ≤ 50 | Plugging force/pole, max. | 15.5 N |
| Pulling force/pole, max. | 14.5 N | | |

Material data

| | | | |
|---------------------------------------|---------------|---------------------------------------|---------------------|
| Insulating material | PA GF | Colour | black |
| Colour chart (similar) | RAL 9011 | Insulating material group | I |
| Comparative Tracking Index (CTI) | ≥ 600 | Insulation strength | ≥ 10 ⁸ Ω |
| UL 94 flammability rating | V-0 | Contact material | Copper alloy |
| Contact surface | silver-plated | Layer structure of plug contact | ≥ 3 μm Ag |
| Storage temperature, min. | -40 °C | Storage temperature, max. | 70 °C |
| Operating temperature, min. | -50 °C | Operating temperature, max. | 130 °C |
| Temperature range, installation, min. | -25 °C | Temperature range, installation, max. | 130 °C |

Conductors suitable for connection

| | | | |
|--|----------------------|--|---|
| Clamping range, min. | 0.2 mm ² | Clamping range, max. | 16 mm ² |
| Wire connection cross section AWG, min. | AWG 22 | Wire connection cross section AWG, max. | AWG 4 |
| Solid, min. H05(07) V-U | 0.2 mm ² | Solid, max. H05(07) V-U | 16 mm ² |
| Stranded, min. H07V-R | 6 mm ² | Stranded, max. H07V-R | 16 mm ² |
| Flexible, min. H05(07) V-K | 0.5 mm ² | Flexible, max. H05(07) V-K | 16 mm ² |
| w. plastic collar ferrule, DIN 46228 pt 4, min. | 0.25 mm ² | w. plastic collar ferrule, DIN 46228 pt 4, max. | 16 mm ² |
| w. wire end ferrule, DIN 46228 pt 1, min. | 0.25 mm ² | w. wire end ferrule, DIN 46228 pt 1, max. | 16 mm ² |
| Plug gauge in accordance with EN 60999 a x b; ø | 5.3mm (B6) | Reference text | Length of ferrules is to be chosen depending on the product and the rated voltage. |

BUZ 10.16HP/02/180 AG BK BX

Weidmüller Interfaces GmbH & Co. KG

Postfach 3030

32760 Detmold


Tel. +49 5231 14-0

Fax. +49 5231 14-2083


Technical data**Rated data acc. to IEC**

| | | | |
|---|------------------------|---|-------------------|
| tested acc. to standard | IEC 60664-1, IEC 61984 | Rated current, min. number of poles (Tu=20°C) | 78.3 A |
| Rated current, max. number of poles (Tu=20°C) | 67.9 A | Rated current, min. number of poles (Tu=40°C) | 70.6 A |
| Rated current, max. number of poles (Tu=40°C) | 61.3 A | Rated voltage for surge voltage class / pollution degree II/2 | 1,000 V |
| Rated voltage for surge voltage class / pollution degree III/2 | 1,000 V | Rated voltage for surge voltage class / pollution degree III/3 | 1,000 V |
| Rated impulse voltage for surge voltage class/ pollution degree II/2 | 6 kV | Rated impulse voltage for surge voltage class/ pollution degree III/2 | 8 kV |
| Rated impulse voltage for surge voltage class/ contamination degree III/3 | 8 kV | Short-time withstand current resistance | 3 x 1s mit 1000 A |

Rated data acc. to CSA

| | | | |
|-----------------------------------|---|-----------------------------------|----------------|
| Institute (CSA) |  | Certificate No. (CSA) | 200039-1842490 |
| Rated voltage (Use group B / CSA) | 600 V | Rated voltage (Use group C / CSA) | 600 V |
| Rated voltage (Use group D / CSA) | 600 V | Rated current (Use group B / CSA) | 60 A |
| Rated current (Use group C / CSA) | 60 A | Rated current (Use group D / CSA) | 5 A |
| Wire cross-section, AWG, min. | AWG 22 | Wire cross-section, AWG, max. | AWG 4 |
| Reference to approval values | Specifications are maximum values, details - see approval certificate. | | |

Rated data acc. to UL 1059

| | | | |
|---------------------------------------|---|---------------------------------------|--------|
| Institute (cURus) |  | Certificate No. (cURus) | E60693 |
| Rated voltage (Use group B / UL 1059) | 600 V | Rated voltage (Use group C / UL 1059) | 600 V |
| Rated voltage (Use group D / UL 1059) | 600 V | Rated current (Use group B / UL 1059) | 60 A |
| Rated current (Use group C / UL 1059) | 60 A | Rated current (Use group D / UL 1059) | 5 A |
| Wire cross-section, AWG, min. | AWG 22 | Wire cross-section, AWG, max. | AWG 4 |
| Reference to approval values | Specifications are maximum values, details - see approval certificate. | | |

Packing

| | | | |
|-----------|--------|------------|--------|
| Packaging | Box | VPE length | 70 mm |
| VPE width | 120 mm | VPE height | 195 mm |

Classifications

| | | | |
|-------------|-------------|-------------|-------------|
| ETIM 6.0 | EC002638 | ETIM 7.0 | EC002638 |
| eClass 9.0 | 27-44-03-09 | eClass 9.1 | 27-44-03-09 |
| eClass 10.0 | 27-44-03-09 | eClass 11.0 | 27460202 |

BUZ 10.16HP/02/180 AG BK BX

Weidmüller Interfaces GmbH & Co. KG

Postfach 3030

32760 Detmold

Tel. +49 5231 14-0

Fax. +49 5231 14-2083

info@weidmueller.com

www.weidmueller.com

Technical data

Important note

IPC conformity Conformity: The products are developed, manufactured and delivered according to international recognized standards and norms and comply with the assured properties in the data sheet resp. fulfill decorative properties in accordance with IPC-A-610 "Class 2". Further claims on the products can be evaluated on request.

Approvals

Approvals



ROHS Conform
 UL File Number Search E60693

Downloads

| | |
|---|---|
| Approval/Certificate/Document of Conformity | Declaration of the Manufacturer |
| Brochure/Catalogue | FL DRIVES EN MB DEVICE MANUF. EN FL DRIVES DE CAT 2 PORTFOLIOGUIDE EN FL HEATING ELECTR EN FL APPL_INVERTER EN FL_BASE_STATION_EN FL ELEVATOR EN FL POWER SUPPLY EN FL 72H SAMPLE SER EN PO OMNIMATE EN |
| Engineering Data | STEP |
| Engineering Data | EPLAN, WSCAD |
| User Documentation | QR-Code product handling video |

BUZ 10.16HP/02/180 AG BK BX

Weidmüller Interfaces GmbH & Co. KG

Postfach 3030

32760 Detmold

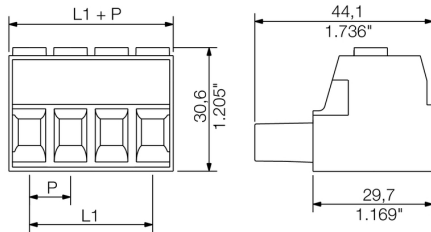
Tel. +49 5231 14-0

Fax. +49 5231 14-2083

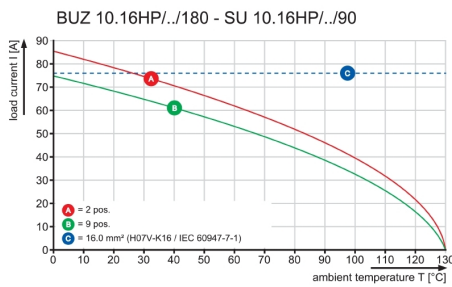
info@weidmueller.com

www.weidmueller.com

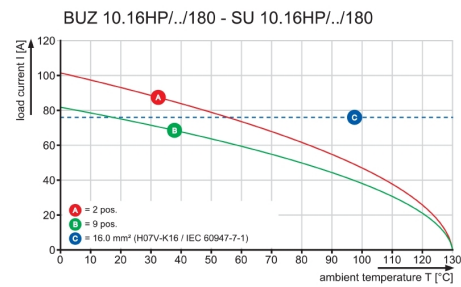
Drawings



Graph



Graph



Graph

