

BUZ 10.16HP/08/180 AG BK BX**Weidmüller Interfaces GmbH & Co. KG**

Postfach 3030

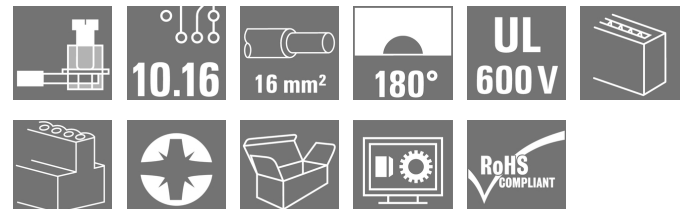
32760 Detmold

Tel. +49 5231 14-0

Fax. +49 5231 14-2083

info@weidmueller.com

www.weidmueller.com

Product image

Similar to illustration

High-performance female header with the proven, 100% maintenance-free Weidmüller steel clamping yoke. Side-by-side mounting without sacrificing any poles or with patented multifunction flange for secure, fast fixing without tools. Maximum connection and operating reliability thanks to a mating profile that prevents incorrect connection, unique coding diversity, protection against incorrect wiring and 4-point silver contact.

General ordering data

Version	PCB plug-in connector, female plug, 10.16 mm, Number of poles: 8, 180°, Clamping yoke connection, Clamping range, max.: 16 mm², Box
Order No.	1924600000
Type	BUZ 10.16HP/08/180 AG BK BX
GTIN (EAN)	4032248564712
Qty.	12 pc(s).
Product data	IEC: 1000 V / 78.3 A / 0.2 - 16 mm² UL: 600 V / 60 A / AWG 22 - AWG 4
Packaging	Box

Creation date November 23, 2020 8:37:06 AM CET

BUZ 10.16HP/08/180 AG BK BX

Weidmüller Interfaces GmbH & Co. KG

Postfach 3030

32760 Detmold

Tel. +49 5231 14-0

Fax. +49 5231 14-2083

info@weidmueller.com

www.weidmueller.com

Technical data**Dimensions and weights**

Net weight 87.722 g

System Parameters

Product family	OMNIMATE Power - series BU/SU 10.16HP	Type of connection	Field connection
Wire connection method	Clamping yoke connection	Pitch in mm (P)	10.16 mm
Pitch in inches (P)	0.4 inch	Conductor outlet direction	180°
Number of poles	8	L1 in mm	71.12 mm
L1 in inches	2.8 inch	Number of rows	1
Pin series quantity	1	Rated cross-section	16 mm ²
Touch-safe protection acc. to DIN VDE 57 106	Safe from finger touch	Touch-safe protection acc. to DIN VDE 0470	IP 20
Volume resistance	4.50 mΩ	Can be coded	Yes
Stripping length	12 mm	Tightening torque, min.	1.2 Nm
Tightening torque, max.	1.5 Nm	Clamping screw	M 4
Screwdriver blade	1.0 x 5.5	Screwdriver blade standard	DIN 5264
Plugging cycles	≤ 50	Plugging force/pole, max.	15.5 N
Pulling force/pole, max.	14.5 N		

Material data

Insulating material	PA GF	Colour	black
Colour chart (similar)	RAL 9011	Insulating material group	I
Comparative Tracking Index (CTI)	≥ 600	Insulation strength	≥ 10 ⁸ Ω
UL 94 flammability rating	V-0	Contact material	Copper alloy
Contact surface	silver-plated	Layer structure of plug contact	≥ 3 μm Ag
Storage temperature, min.	-40 °C	Storage temperature, max.	70 °C
Operating temperature, min.	-50 °C	Operating temperature, max.	130 °C
Temperature range, installation, min.	-25 °C	Temperature range, installation, max.	130 °C

Conductors suitable for connection

Clamping range, min.	0.2 mm ²	Clamping range, max.	16 mm ²
Wire connection cross section AWG, min.	AWG 22	Wire connection cross section AWG, max.	AWG 4
Solid, min. H05(07) V-U	0.2 mm ²	Solid, max. H05(07) V-U	16 mm ²
Stranded, min. H07V-R	6 mm ²	Stranded, max. H07V-R	16 mm ²
Flexible, min. H05(07) V-K	0.5 mm ²	Flexible, max. H05(07) V-K	16 mm ²
w. plastic collar ferrule, DIN 46228 pt 4, min.	0.25 mm ²	w. plastic collar ferrule, DIN 46228 pt 4, max.	16 mm ²
w. wire end ferrule, DIN 46228 pt 1, min.	0.25 mm ²	w. wire end ferrule, DIN 46228 pt 1, max.	16 mm ²
Plug gauge in accordance with EN 60999 a x b; ø	5.3mm (B6)	Reference text	Length of ferrules is to be chosen depending on the product and the rated voltage.

BUZ 10.16HP/08/180 AG BK BX

Weidmüller Interfaces GmbH & Co. KG

Postfach 3030

32760 Detmold

Tel. +49 5231 14-0


Fax. +49 5231 14-2083

Technical data


Rated data acc. to IEC

tested acc. to standard	IEC 60664-1, IEC 61984	Rated current, min. number of poles (Tu=20°C)	78.3 A
Rated current, max. number of poles (Tu=20°C)	67.9 A	Rated current, min. number of poles (Tu=40°C)	70.6 A
Rated current, max. number of poles (Tu=40°C)	61.3 A	Rated voltage for surge voltage class / pollution degree II/2	1,000 V
Rated voltage for surge voltage class / pollution degree III/2	1,000 V	Rated voltage for surge voltage class / pollution degree III/3	1,000 V
Rated impulse voltage for surge voltage class/ pollution degree II/2	6 kV	Rated impulse voltage for surge voltage class/ pollution degree III/2	8 kV
Rated impulse voltage for surge voltage class/ contamination degree III/3	8 kV	Short-time withstand current resistance	3 x 1s mit 1000 A

Rated data acc. to CSA

Institute (CSA)		Certificate No. (CSA)	200039-1842490
Rated voltage (Use group B / CSA)	600 V	Rated voltage (Use group C / CSA)	600 V
Rated voltage (Use group D / CSA)	600 V	Rated current (Use group B / CSA)	60 A
Rated current (Use group C / CSA)	60 A	Rated current (Use group D / CSA)	5 A
Wire cross-section, AWG, min.	AWG 22	Wire cross-section, AWG, max.	AWG 4
Reference to approval values	Specifications are maximum values, details - see approval certificate.		

Rated data acc. to UL 1059

Institute (cURus)		Certificate No. (cURus)	E60693
Rated voltage (Use group B / UL 1059)	600 V	Rated voltage (Use group C / UL 1059)	600 V
Rated voltage (Use group D / UL 1059)	600 V	Rated current (Use group B / UL 1059)	60 A
Rated current (Use group C / UL 1059)	60 A	Rated current (Use group D / UL 1059)	5 A
Wire cross-section, AWG, min.	AWG 22	Wire cross-section, AWG, max.	AWG 4
Reference to approval values	Specifications are maximum values, details - see approval certificate.		

Packing

Packaging	Box	VPE length	60 mm
VPE width	176 mm	VPE height	220 mm

Classifications

ETIM 6.0	EC002638	ETIM 7.0	EC002638
eClass 9.0	27-44-03-09	eClass 9.1	27-44-03-09
eClass 10.0	27-44-03-09	eClass 11.0	27460202

BUZ 10.16HP/08/180 AG BK BX

Weidmüller Interfaces GmbH & Co. KG

Postfach 3030

32760 Detmold

Tel. +49 5231 14-0

Fax. +49 5231 14-2083

info@weidmueller.com

www.weidmueller.com

Technical data

Important note

IPC conformity Conformity: The products are developed, manufactured and delivered according to international recognized standards and norms and comply with the assured properties in the data sheet resp. fulfill decorative properties in accordance with IPC-A-610 "Class 2". Further claims on the products can be evaluated on request.

Approvals

Approvals



ROHS Conform
 UL File Number Search E60693

Downloads

Approval/Certificate/Document of Conformity	Declaration of the Manufacturer
Brochure/Catalogue	FL DRIVES EN MB DEVICE MANUF. EN FL DRIVES DE CAT 2 PORTFOLIOGUIDE EN FL HEATING ELECTR EN FL APPL_INVERTER EN FL_BASE_STATION_EN FL ELEVATOR EN FL POWER SUPPLY EN FL 72H SAMPLE SER EN PO OMNIMATE EN
Engineering Data	STEP
Engineering Data	EPLAN, WSCAD
User Documentation	QR-Code product handling video

BUZ 10.16HP/08/180 AG BK BX

Weidmüller Interfaces GmbH & Co. KG

Postfach 3030

32760 Detmold

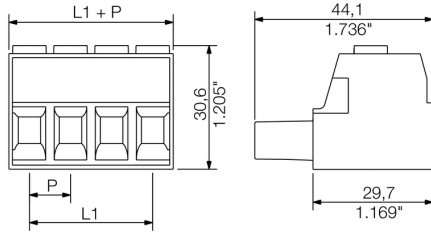
Tel. +49 5231 14-0

Fax. +49 5231 14-2083

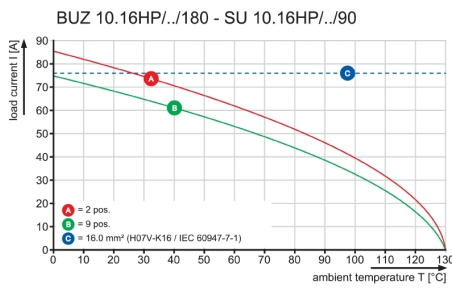
info@weidmueller.com

www.weidmueller.com

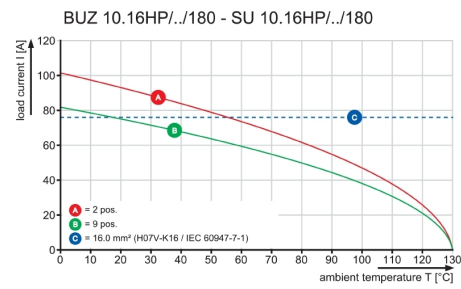
Drawings



Graph



Graph



Graph

