

BLF 2.50/02/180 SN BK BX

Weidmüller Interfaces GmbH & Co. KG

Postfach 3030

32760 Detmold

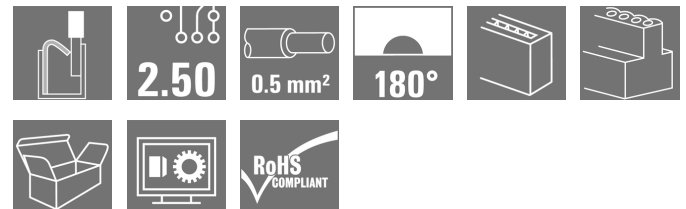
Tel. +49 5231 14-0

Fax. +49 5231 14-2083

info@weidmueller.com

www.weidmueller.com

Product image



Similar to illustration

PUSH IN - Weidmüller's innovative connection system simplifies the wire connection process.

The benefits for users and applications:

- High component density because of small pitch. Simply insert the prepared wire - and you're done
- Simplified processing, thanks to integrated push buttons for opening the terminal point
- Intuitive handling – since the conductor entry and handling areas are clearly separated

General ordering data

Version	PCB plug-in connector, female plug, Pitch in mm (P): 2.50 mm, Number of poles: 2, Box
Order No.	2438860000
Type	BLF 2.50/02/180 SN BK BX
GTIN (EAN)	4050118451405
Qty.	250 pc(s).
Product data	IEC: 320 V / 6 A / 0.08 - 0.5 mm ² UL: 150 V / 5 A / AWG 28 - AWG 20
Packaging	Box

Creation date November 23, 2020 8:14:21 AM CET

Catalogue status 21.11.2020 / We reserve the right to make technical changes.

BLF 2.50/02/180 SN BK BX

Weidmüller Interfaces GmbH & Co. KG

Postfach 3030

32760 Detmold

Tel. +49 5231 14-0

Fax. +49 5231 14-2083

info@weidmuller.com

www.weidmuller.com

Technical data**Dimensions and weights**

Depth	19.2 mm	Depth (inches)	0.756 inch
Height	11.75 mm	Height (inches)	0.463 inch
Net weight	1.22 g	Width	5.6 mm
Width (inches)	0.22 inch		

System Parameters

Product family	OMNIMATE Signal - series BL/SL 2.50	Type of connection	Field connection
Wire connection method	PUSH IN, Spring connection	Pitch in mm (P)	2.5 mm
Pitch in inches (P)	0.984 inch	Conductor outlet direction	180°
Number of poles	2	L1 in mm	2.5 mm
L1 in inches	0.984 inch	Number of rows	1
Pin series quantity	1	Touch-safe protection acc. to DIN VDE 57 106	Safe from finger touch
Touch-safe protection acc. to DIN VDE 0470	IP 20	Volume resistance	<10 mΩ
Stripping length	8 mm	Screwdriver blade standard	DIN 5264
Plugging cycles	25		

Material data

Insulating material	PA	Colour	black
Colour chart (similar)	RAL 9011	Comparative Tracking Index (CTI)	≥ 600
UL 94 flammability rating	V-0	Contact material	Copper alloy
Contact surface	tinned	Storage temperature, min.	-40 °C
Storage temperature, max.	70 °C	Operating temperature, min.	-40 °C
Operating temperature, max.	105 °C	Temperature range, installation, min.	-25 °C
Temperature range, installation, max.	105 °C		

Conductors suitable for connection

Clamping range, min.	0.08 mm ²	Clamping range, max.	0.5 mm ²
Wire connection cross section AWG, min.	AWG 28	Wire connection cross section AWG, max.	AWG 20
Solid, min. H05(07) V-U	0.08 mm ²	Solid, max. H05(07) V-U	0.5 mm ²
Stranded, min. H07V-R	0.08 mm ²	Stranded, max. H07V-R	0.5 mm ²
Flexible, min. H05(07) V-K	0.08 mm ²	Flexible, max. H05(07) V-K	0.5 mm ²
w. wire end ferrule, DIN 46228 pt 1, min.	0.25 mm ²	w. wire end ferrule, DIN 46228 pt 1, max.	0.34 mm ²
Reference text	The outside diameter of the plastic collar should not be larger than the pitch (P). Length of ferrules is to be chosen depending on the product and the rated voltage.		

BLF 2.50/02/180 SN BK BX

Weidmüller Interfaces GmbH & Co. KG

Postfach 3030

32760 Detmold

Tel. +49 5231 14-0

Fax. +49 5231 14-2083

info@weidmueller.com

www.weidmueller.com

Technical data

Rated data acc. to IEC

tested acc. to standard	IEC 61984	Rated current, min. number of poles (Tu=20°C)	6 A
Rated current, max. number of poles (Tu=20°C)	6 A	Rated current, min. number of poles (Tu=40°C)	6 A
Rated current, max. number of poles (Tu=40°C)	6 A	Rated voltage for surge voltage class / pollution degree II/2	320 V
Rated voltage for surge voltage class / pollution degree III/2	320 V	Rated voltage for surge voltage class / pollution degree III/3	80 V
Rated impulse voltage for surge voltage class/ pollution degree II/2	2.5 kV	Rated impulse voltage for surge voltage class/ pollution degree III/2	2.5 kV
Rated impulse voltage for surge voltage class/ contamination degree III/3	2.5 kV		

Rated data acc. to CSA

Rated voltage (Use group B / CSA)	150 V	Rated current (Use group B / CSA)	5 A
Wire cross-section, AWG, min.	AWG 28	Wire cross-section, AWG, max.	AWG 20

Rated data acc. to UL 1059

Institute (cURus)		Certificate No. (cURus)	E60693
Rated voltage (Use group B / UL 1059)	150 V	Rated current (Use group B / UL 1059)	5 A
Wire cross-section, AWG, min.	AWG 28	Wire cross-section, AWG, max.	AWG 20
Reference to approval values	Specifications are maximum values, details - see approval certificate.		

Packing

Packaging	Box	VPE length	0 m
VPE width	0 m	VPE height	0 m

Classifications

ETIM 6.0	EC002638	ETIM 7.0	EC002638
eClass 9.0	27-44-03-09	eClass 9.1	27-44-03-09
eClass 10.0	27-44-03-09	eClass 11.0	27460202

Important note

IPC conformity Conformity: The products are developed, manufactured and delivered according international recognized standards and norms and comply with the assured properties in the data sheet resp. fulfill decorative properties in accordance with IPC-A-610 "Class 2". Further claims on the products can be evaluated on request.

Approvals

Approvals	
ROHS	Conform
UL File Number Search	E60693

Data sheet

BLF 2.50/02/180 SN BK BX

Weidmüller Interfaces GmbH & Co. KG

Postfach 3030

32760 Detmold

Tel. +49 5231 14-0

Fax. +49 5231 14-2083

info@weidmueller.com

www.weidmueller.com

Technical data

Downloads

Approval/Certificate/Document of Conformity	Declaration of the Manufacturer	www.weidmueller.com
Brochure/Catalogue	FL DRIVES EN MB DEVICE MANUF. EN FL DRIVES DE FL BUILDING SAFETY EN FL APPL LED LIGHTING EN FLIndustr.CONTROLS EN FL MACHINE SAFETY EN FL HEATING ELECTR EN FL APPL INVERTER EN FL_BASE_STATION_EN FL ELEVATOR EN FL POWER SUPPLY EN FL 72H SAMPLE SER EN PO OMNIMATE EN	
Engineering Data	STEP	
Engineering Data	EPLAN_WSCAD	

BLF 2.50/02/180 SN BK BX

Weidmüller Interfaces GmbH & Co. KG

Postfach 3030

32760 Detmold

Tel. +49 5231 14-0

Fax. +49 5231 14-2083

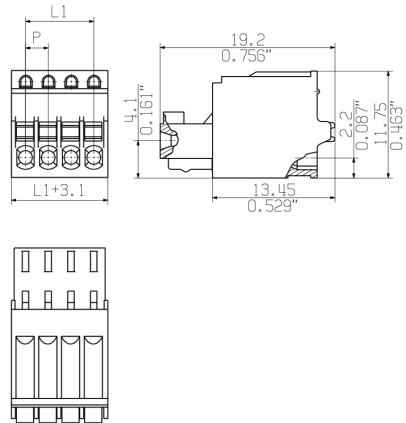
Drawings

Product image

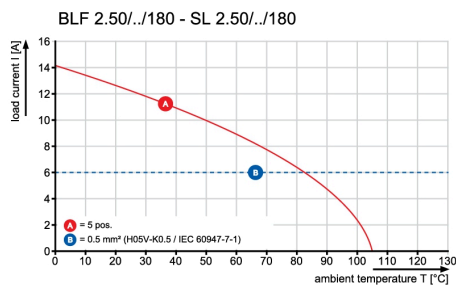


Similar to illustration

Dimensional drawing info@weidmueller.com



Graph




Product benefits




Flexible application
Outlet direction: 90° and 180°

Product benefits



High component density
Small and compact pitch

Product benefits



PUSH IN connection up to 0.5 mm²
Reliable and space-saving

BLF 2.50/02/180 SN BK BX**Weidmüller Interfaces GmbH & Co. KG**

Postfach 3030

32760 Detmold

Tel. +49 5231 14-0

Fax. +49 5231 14-2083

info@weidmueller.com

www.weidmueller.com

Drawings**Product benefits**

Operating safety
Through PUSH IN connection system