

BLF 3.50/22/180 SN OR BX**Weidmüller Interfaces GmbH & Co. KG**

Postfach 3030

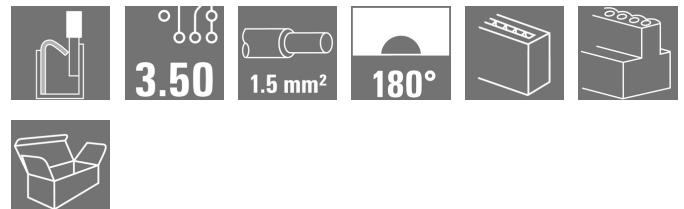
32760 Detmold

Tel. +49 5231 14-0

Fax. +49 5231 14-2083

info@weidmueller.com

www.weidmueller.com

Product image

similar to illustration

Connect efficiently - in a small space: female header with spring connection (PUSH IN) as a plug-in connection level; used together with male headers in 3.50 mm pitch.

General ordering data

Version	PCB plug-in connector, female plug, 3.50 mm, Number of poles: 22, 180°, PUSH IN, Spring connection, Clamping range, max.: 1.5 mm², Box
Order No.	2459250000
Type	BLF 3.50/22/180 SN OR BX
GTIN (EAN)	4050118474602
Qty.	24 pc(s).
Product data	IEC: 320 V / 17.5 A / 0.14 - 1.5 mm² UL: 300 V / AWG 26 - AWG 16
Packaging	Box

Creation date November 23, 2020 8:14:45 AM CET

BLF 3.50/22/180 SN OR BX

Weidmüller Interfaces GmbH & Co. KG

Postfach 3030

32760 Detmold

Tel. +49 5231 14-0

Fax. +49 5231 14-2083

info@weidmueller.com

www.weidmueller.com

Technical data**Dimensions and weights**

Depth	22.7 mm	Depth (inches)	0.894 inch
Height	9 mm	Height (inches)	0.354 inch
Net weight	17.917 g	Width	77 mm
Width (inches)	3.031 inch		

System Parameters

Product family	OMNIMATE Signal - series BL/SL 3.50		
Type of connection	Field connection		
Wire connection method	PUSH IN, Spring connection		
Pitch in mm (P)	3.5 mm		
Pitch in inches (P)	0.138 inch		
Conductor outlet direction	180°		
Number of poles	22		
L1 in mm	73.5 mm		
L1 in inches	2.894 inch		
Number of rows	1		
Pin series quantity	1		
Rated cross-section	1.5 mm ²		
Touch-safe protection acc. to DIN VDE 57 106	Safe from finger touch		
Touch-safe protection acc. to DIN VDE 0470	IP 20		
Volume resistance	≤5 mΩ		
Can be coded	Yes		
Stripping length	8 mm		
Stripping length tolerance	min.	0 mm	
	max.	1 mm	
Screwdriver blade	0.4 x 2.5		
Screwdriver blade standard	DIN 5264-A		
Plugging cycles	25		
Plugging force/pole, max.	6 N		
Pulling force/pole, max.	6 N		

Material data

Insulating material	PA GF	Colour	orange
Colour chart (similar)	RAL 2000	Insulating material group	II
Comparative Tracking Index (CTI)	≥ 400, ≤ 600	Insulation strength	10 ⁶ Ω
UL 94 flammability rating	V-0	Contact material	Copper alloy
Contact surface	tinned	Storage temperature, min.	-40 °C
Storage temperature, max.	70 °C	Operating temperature, min.	-50 °C
Operating temperature, max.	120 °C	Temperature range, installation, min.	-30 °C
Temperature range, installation, max.	100 °C		

BLF 3.50/22/180 SN OR BX
Weidmüller Interfaces GmbH & Co. KG

Postfach 3030

32760 Detmold

Tel. +49 5231 14-0

Fax. +49 5231 14-2083

Technical data
info@weidmuller.com
www.weidmuller.com

max. AWG 16

 Solid, max. H05(07) V-U 1.5 mm²

 Flexible, max. H05(07) V-K 1.5 mm²

 w. plastic collar ferrule, DIN 46228 pt 4, min. 0.25 mm²

 w. wire end ferrule, DIN 46228 pt 1, min. 0.25 mm²

 Reference text
 The outside diameter of the plastic collar should not be larger than the pitch (P). Length of ferrules is to be chosen depending on the product and the rated voltage.

Conductors suitable for connection

Clamping range, min.	0.14 mm ²
Wire connection cross section AWG, min.	AWG 26
Solid, min. H05(07) V-U	0.14 mm ²
Flexible, min. H05(07) V-K	0.14 mm ²
w. plastic collar ferrule, DIN 46228 pt 4, min.	0.25 mm ²
w. wire end ferrule, DIN 46228 pt 1, min.	0.25 mm ²
Plug gauge in accordance with EN 60999 a x b; ø	

2.4 mm x 1.5 mm


Rated data acc. to IEC

tested acc. to standard	IEC 60664-1, IEC 61984	Rated current, min. number of poles (Tu=20°C)	17.5 A
Rated current, max. number of poles (Tu=20°C)	14.7 A	Rated current, min. number of poles (Tu=40°C)	17.1 A
Rated current, max. number of poles (Tu=40°C)	13.1 A	Rated voltage for surge voltage class / pollution degree II/2	320 V
Rated voltage for surge voltage class / pollution degree III/2	160 V	Rated voltage for surge voltage class / pollution degree III/3	160 V
Rated impulse voltage for surge voltage class/ pollution degree II/2	2.5 kV	Rated impulse voltage for surge voltage class/ pollution degree III/2	2.5 kV
Rated impulse voltage for surge voltage class/ contamination degree III/3	2.5 kV	Short-time withstand current resistance	1 x 1s with 120 A

Rated data acc. to CSA

Rated voltage (Use group B / CSA)	300 V	Rated voltage (Use group C / CSA)	50 V
Rated voltage (Use group D / CSA)	300 V	Rated current (Use group B / CSA)	10 A
Rated current (Use group D / CSA)	10 A	Wire cross-section, AWG, min.	AWG 26
Wire cross-section, AWG, max.	AWG 16		

Rated data acc. to UL 1059

Institute (cURus)		Certificate No. (cURus)	E60693
Rated voltage (Use group B / UL 1059)	300 V	Rated voltage (Use group C / UL 1059)	50 V
Rated voltage (Use group D / UL 1059)	300 V	Rated current (Use group D / UL 1059)	10 A
Wire cross-section, AWG, min.	AWG 26	Wire cross-section, AWG, max.	AWG 16
Reference to approval values	Specifications are maximum values, details - see approval certificate.		

Packing

Packaging	Box	VPE length	350 mm
VPE width	140 mm	VPE height	30 mm

Creation date November 23, 2020 8:14:45 AM CET

BLF 3.50/22/180 SN OR BX

Weidmüller Interfaces GmbH & Co. KG

Postfach 3030

32760 Detmold

Tel. +49 5231 14-0

Fax. +49 5231 14-2083

Technical data

info@weidmueller.com

www.weidmueller.com

Type tests

Visual and dimensional test	Standard	IEC 60512-1-1:2002-02	
	Test	dimensional inspection	
	Evaluation	passed	
	Standard	IEC 60512-1-2:2002-02	
	Test	weight check	
	Evaluation	passed	
	Standard	IEC 61984:2001-10 section 6.2	
	Test	visual examination	
Test: Durability of markings	Standard	IEC 60068-2-70:1995-12 test Xb	
	Test	mark of origin, type identification, pitch, type of material, date clock, approval marking UL, approval marking CSA, durability	
	Evaluation	available	
Test: Misengagement (Non-interchangeability)	Standard	IEC 60512-13-5:2006-02	
	Test	intentional plugging	
	Evaluation	passed	
	Test	180° turned without coding elements	
	Evaluation	passed	
	Test	180° turned with coding elements	
	Evaluation	passed	
	Test	visual examination	
Test: Clampable cross section	Standard	IEC 60999-1:1999-11 section 9.1, IEC 60947-1:2011-03 section 8.2.4.5.1	
	Conductor type	Type of conductor and conductor cross-section	solid 0.14 mm ²
		Type of conductor and conductor cross-section	stranded 0.14 mm ²
		Type of conductor and conductor cross-section	solid 1.5 mm ²
		Type of conductor and conductor cross-section	stranded 1.5 mm ²
		Type of conductor and conductor cross-section	AWG 26/1
		Type of conductor and conductor cross-section	AWG 26/19
		Type of conductor and conductor cross-section	AWG 16/1
		Type of conductor and conductor cross-section	AWG 16/19
	Evaluation	passed	

BLF 3.50/22/180 SN OR BX

Weidmüller Interfaces GmbH & Co. KG

Postfach 3030

32760 Detmold

Tel. +49 5231 14-0

Fax. +49 5231 14-2083

IEC 60999-1:1999-11 section 9.4 bzw. section 8.10 info@weidmueller.com

Technical data

Test for damage to and accidental loosening of conductors

Standard	IEC 60999-1:1999-11 section 9.4 bzw. section 8.10	
Requirement	0.3 kg	
Conductor type	Type of conductor and conductor cross-section	H05V-U0.5
	Type of conductor and conductor cross-section	H05V-K0.5
Evaluation	passed	
Requirement	0.4 kg	
Conductor type	Type of conductor and conductor cross-section	H07V-U1.5
	Type of conductor and conductor cross-section	H07V-K1.5
	Type of conductor and conductor cross-section	AWG 16/1
	Type of conductor and conductor cross-section	AWG 16/19
Evaluation	passed	
Requirement	0.2 kg	
Conductor type	Type of conductor and conductor cross-section	AWG 26/1
	Type of conductor and conductor cross-section	AWG 26/19
Evaluation	passed	

Pull-out test

Standard	IEC 60999-1:1999-11 section 9.5	
Requirement	≥20 N	
Conductor type	Type of conductor and conductor cross-section	H05V-U0.5
	Type of conductor and conductor cross-section	H05V-K0.5
Evaluation	passed	
Requirement	≥40 N	
Conductor type	Type of conductor and conductor cross-section	H07V-U1.5
	Type of conductor and conductor cross-section	H07V-K1.5
	Type of conductor and conductor cross-section	AWG 16/1
	Type of conductor and conductor cross-section	AWG 16/19
Evaluation	passed	
Requirement	≥10 N	
Conductor type	Type of conductor and conductor cross-section	AWG 26/1
	Type of conductor and conductor cross-section	AWG 26/19
Evaluation	passed	

BLF 3.50/22/180 SN OR BX

Weidmüller Interfaces GmbH & Co. KG

Postfach 3030

32760 Detmold

Tel. +49 5231 14-0

Fax. +49 5231 14-2083

Technical data

info@weidmueller.com

www.weidmueller.com

EC002638
27-44-03-09
27460202

Classifications

ETIM 6.0	EC002638	ETIM 7.0	EC002638
eClass 9.0	27-44-03-09	eClass 9.1	27-44-03-09
eClass 10.0	27-44-03-09	eClass 11.0	27460202

Important note

IPC conformity Conformity: The products are developed, manufactured and delivered according international recognized standards and norms and comply with the assured properties in the data sheet resp. fulfill decorative properties in accordance with IPC-A-610 "Class 2". Further claims on the products can be evaluated on request.

Approvals

Approvals



UL File Number Search E60693

Downloads

Engineering Data [STEP](#)

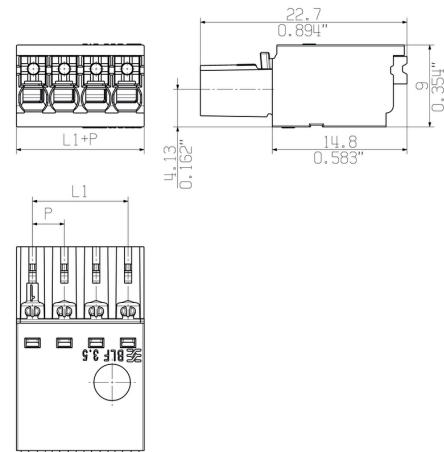

Data sheet**BLF 3.50/22/180 SN OR BX****Weidmüller Interfaces GmbH & Co. KG**

Postfach 3030

32760 Detmold

Tel. +49 5231 14-0

Fax. +49 5231 14-2083

Drawings**Dimensional drawing** info@weidmueller.com**Product benefits**

Solid PUSH IN contact
Safe and durable